



15301872
Revision E
February 2025

Piggyback Assembly

1500 Series

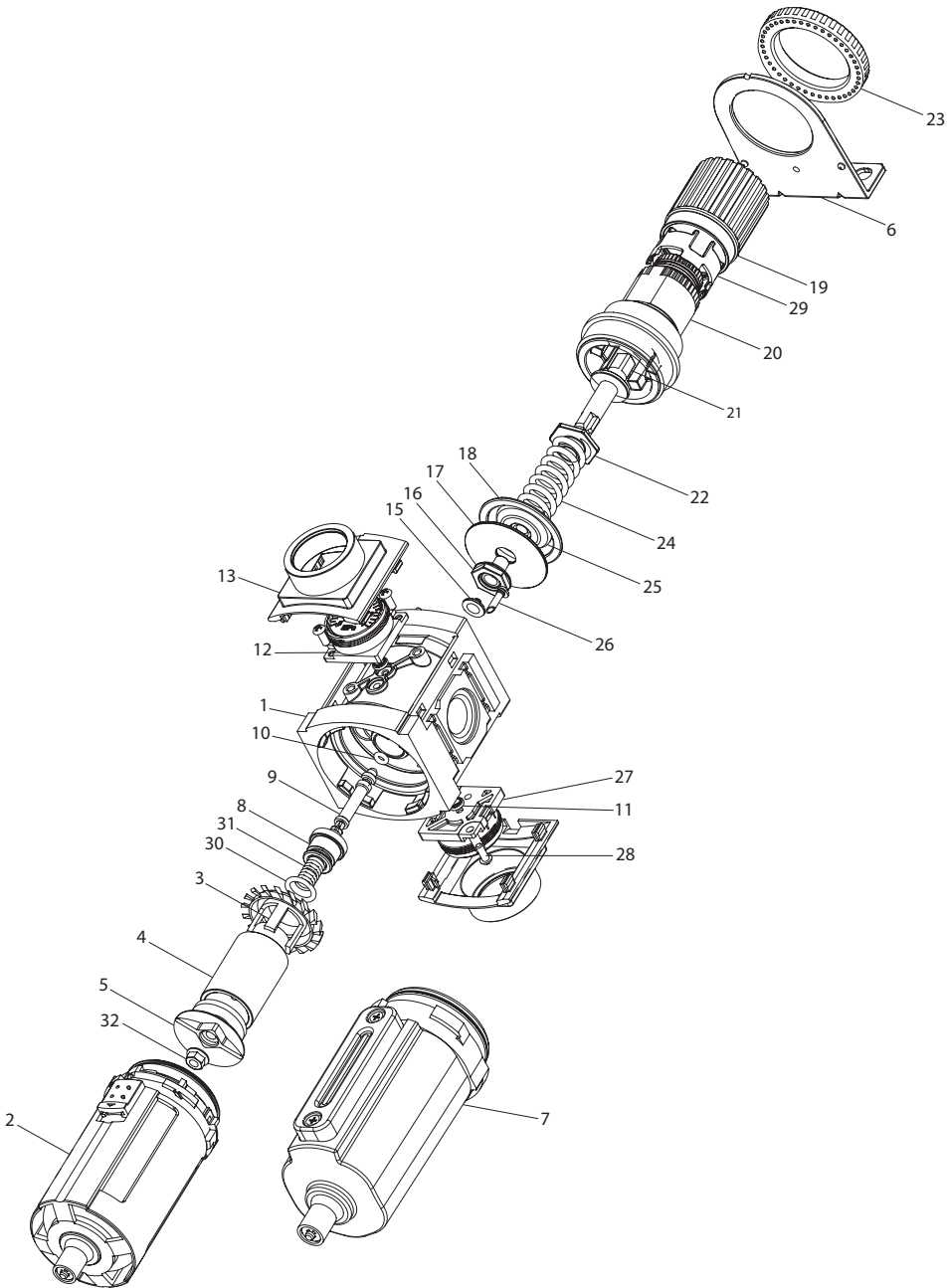
Parts Information



Save These Instructions

ARO

Piggyback Assembly 1500 Series P392XX-XXX - Exploded View

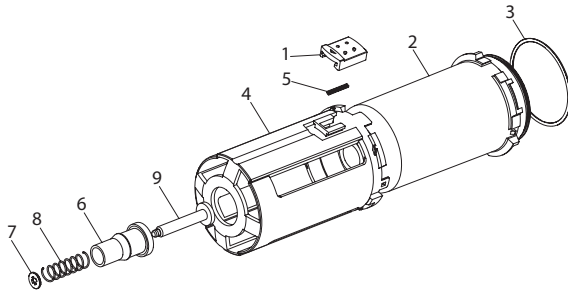


(Dwg. 15321946)

Piggyback Assembly 1500 Series P392XX-XXX - Parts List

Item	Part Description	Material	Part Number	Item	Part Description	Material	Part Number
1	Piggyback Body	Aluminum	---	16	Relief Valve	Nylon	---
	1/4" NPT (P3922X-XXX)		---	17	Diaphragm	Nitrile	---
	3/8" NPT (P3923X-XXX)		---	18	Diaphragm Ring	Acetal	---
	1/4" BSP (P392BX-XXX)		---	19	Handle	---	---
	3/8" BSP (P392CX-XXX)		---	20	Bonnet	Nylon	---
2	Poly Bowl (P392XX-X0X)	Polycarbonate	---	21	Adjusting Bolt	Steel	---
3	Deflector	Acetal	---	22	Adjusting Nut		---
4	Filter Element	Polyethylene	---	23	Panel Mount Nut	Acetal	104417
	5 Micron (P392X4-XXX)		104422	24	Adjusting Spring	Steel	---
	40 Micron (N/A)		104423		0-30 psi (P392XX-4XX)		104433
	0.3 Micron (P392X3-XXX)		104424		0-60 psi (P392XX-2XX)		104434
5	Baffle	Acetal	---		0-140 psi (P392XX-1XX, P392XX-6XX)		104435
6	L-Bracket	Steel	104404	25	Diaphragm Shell	Nylon	---
7	Metal Bowl (P392XX-X1X, P392XX-X2X)	---	---	26	Pressure Static Tube	Acetal	---
8	Valve	Nylon	---	27	Block Cover	Nylon	---
9	Stem		---	28	Bolt	Steel	---
10	Stem "O" Ring	Nitrile	---	29	Tamper Kit	Nylon	104432
11	Gauge "O" Ring		---	30	Valve "O" Ring		---
12	Gauge	---	---	31	Valve Spring	Stainless Steel	---
	0-140 psi (P392XX-6XX)		104310	32	Nut	Steel	---
13	Cover (P)	Nylon	---		Service Kit (Relieving; Includes Items 8, 9, 10, 15, 16, 17, 18, 25, 30, 31)	---	104547
14	Gauge Cover	Polycarbonate	---		Service Kit (Non-Relieving; Includes Items 8, 9, 10, 15, 16, 17, 18, 25, 30, 31)	---	104218
15	Relief Valve Sheet	Nitrile	---				

Poly Bowl Assembly 1500 Series P392XX-XXX - Exploded View



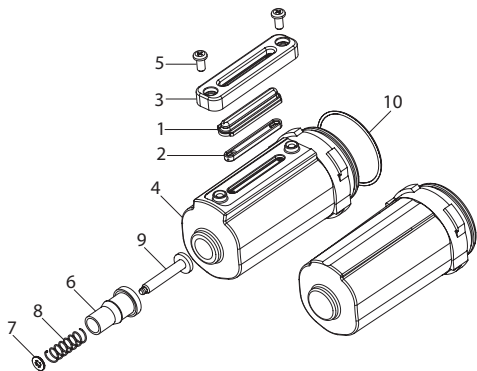
(Dwg. 15321961)

Poly Bowl Assembly 1500 Series P392XX-XXX - Parts List

Item	Part Description	Material	Part Number	Item	Part Description	Material	Part Number
1	Lock Button	Nylon	---	5	Lock Spring Button	Stainless Steel	---
2	Poly Bowl (Includes Items 1, 3, 4, 5 and Drain)	Polycarbonate	104425	6	Drain Housing (Manual Drain) (P392XX-XX0)	Nitrile	104316
				7	Retainer (Manual Drain) (P392XX-XX0)	Stainless Steel	
	Manual Drain (P392XX-XX0)		104426	8	Drain Spring (Manual Drain) (P392XX-XX0)		
	Auto Drain (P392XX-XX4)		104429 *	9	Drain Stem (Manual Drain) (P392XX-XX0)	Auto Drain (P392XX-XX4)	
3	Bowl "O" Ring	Nitrile	104429 *			---	104315
4	Bowl Guard	Nylon	---				

* Kit 104429 includes Manual Drain.

Metal Bowl Assembly 1500 Series P392XX-XXX - Exploded View



(Dwg. 15321979)

Metal Bowl Assembly 1500 Series P392XX-XXX - Parts List

Item	Part Description	Material	Part Number	
1	Sight Glass (P392XX-X1X)	Nylon	---	
2	Sight Glass Gasket (P392XX-X1X)	Nitrile	---	
3	Plate Cover (P392XX-X1X)	Aluminum	---	
4	Metal Bowl (Includes Item 10 and Drain) (Sight Glass Styles includes Items 1, 2, 3, 5)			
	Manual Drain with Sight Glass (P392XX-X10)	Aluminum	104427	
	Manual Drain w/o Sight Glass (P392XX-X20)		104481	
	Auto Drain with Sight Glass (P392XX-X14)		104428	
	Auto Drain w/o Sight Glass (P392XX-X24)		104482	
5	Bolt (P392XX-X1X)	Steel	---	
6	Drain Housing (Manual Drain) (P392XX-XX0)	Nitrile	104316	
7	Stopper (Manual Drain) (P392XX-XX0)	Stainless Steel		
8	Drain Spring (Manual Drain) (P392XX-XX0)			
9	Drain Stem (Manual Drain) (P392XX-XX0)	Brass		
10	Bowl "O" Ring	Nitrile	104429 *	
	Auto Drain (P392XX-XX4)	---	104315	

* Kit 104429 includes Manual Drain.

Parts and Maintenance

When the life of the tool has expired, it is recommended that the tool be disassembled, degreased and parts be separated by material so that they can be recycled.

Tool repair and maintenance should only be carried out by an authorized Service Center.

Refer all communications to the nearest **ARO** Office or Distributor.

Related Documentation

For additional information refer to:
Safety Information Manual 15301765.
Product Information Manual 15301773.
Maintenance Information Manual 15301781.
Manuals can be downloaded from arozone.com

Part No. 100400-64

arozone.com

© 2025 **ARO**

ARO